

## Seat Bases



Seat base, telescopic,  
Inox 316, Diam: 60mm,  
Height: 450mm

Code.....99519



Support bracket  
for tables, Inox 316,  
300x165x20mm

Code.....70633

## Buoyant Deck Cushions

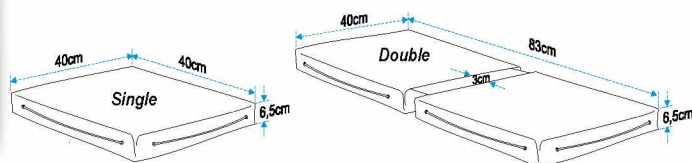
### Buoyant deck cushions

Buoyant deck cushions are equipped with a waterproof outer material and are filled with polyethylene foam. There are integral straps around the cushions, so as to carry them easily and quickly. The cushions lock on your boat through a nylon hook at their back. Buoyancy cushions are either single or double, depending on your needs and come in white, red and blue colours. White cushions are made of PVC, while red and blue cushions are made of polyester with PVC overlay. It is recommended cleaning the cushions with cold fresh water.



BEST  
VALUE

Code	Deck Cushion	Colour	Material	Buoyancy (kg)	Weight (kg)
11511	Single	White	PVC	9,5	0,6
11512	Double	White	PVC	19,5	1,25
11513	Single	Red	Polyester	9	0,55
11514	Double	Red		19	1,20
11515	Single	Blue		9	0,55
11516	Double	Blue	Polyester	19	1,20



## Boat & Engines Covers

### Boat Cover Support System

The Boat Cover Support System will ideally extend the life of your boat and cover. Easily installed and adjusted, it keeps water and debris from accumulating in the center of the cover. The kit includes one telescopic aluminium pole (50cm to 116cm) which is positioned in the center of your boat with a wide support on top and highly resistant plastic webbing straps, which are hooked from bow to stern. The Boat Cover Support System fits all covers for boats up to 7m.



Code.....57276

### Installation Instructions

1. Position the strap center point over the bow of the boat. The protective sleeves should be positioned so that the strap does not come in contact with the front edges of the boat
2. Pull the straps evenly over the boat
3. Weave the straps through the triangular support piece in an "under-over-under" pattern, so that the straps lay on top of the support
4. Insert the pole into the triangular support piece and raise the pole to its highest point. Twist the pole sections to loosen and to tighten
5. Hook the ends of the straps on the boat trailer
6. Adjust the straps evenly, so that they are tight and the pole stands upright
7. Carefully pull the boat cover over the straps, so as not to move the pole. The pole may need to be adjusted further depending on the shape and size of your boat and its cover



# USEFUL HINTS

## Maintenance and Cleaning

To keep the SeaCover clean and protected when not in use, a storage bag is provided.  
To extend the products' life clean with a soft bristle brush and lukewarm water.  
NEVER use soap as it may damage the protective coating of the SeaCover.  
ALWAYS let it dry completely before storing.

BEST VALUE

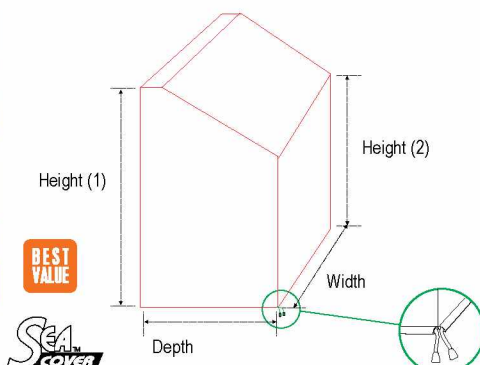
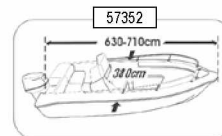
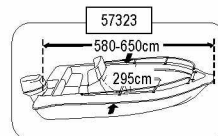
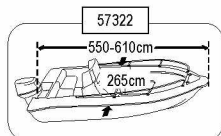
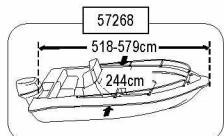
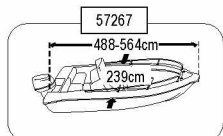
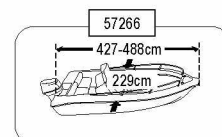
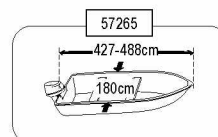
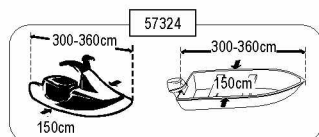
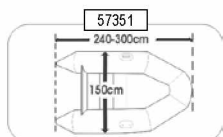
SEA COVER



## Boat Cover SeaCover

The Boat Cover, SeaCover is ideal to cover and protect your boat against rain, dust and sun. It combines high construction standards with high quality materials, and is available in several sizes depending on the boat's dimensions. Mini, junior and sizes from 1 to 6 are made of extra strong PA coated Polyester 420D for maximum water resistance and are available in silver. Sea Cover, Size 7 is made of 600D Polyester and is available in blue. They all feature an elastic cord all round for an ideal fit and double stitched seams for long lasting use. Additionally, they have non-scratching plastic D-rings for extra hull protection while fixing. The "Sea Cover" can be used in fishing or recreational boats, inflatable or motorboats with or without cockpit and rails.

Code	57351	57324	57265	57266	57267	57268	57322	57323	57352
Size	Junior	Mini	1	2	3	4	5	6	7
Loops	Each Side	2pcs	3pcs	4pcs					
	Back	2pcs	2pcs	2pcs					
	Total	6pcs	8pcs	10pcs					
Colour	Silver								Blue



## Console Cover

This console cover is supplied in silver and four different sizes. It is made of extra strong Polyester 420D, 0.15mm thick, with double stitched seams for long lasting use and features a cord all around at the bottom for an ideal fit. It also provides superb UV Protection and reduces the possibility of damage to instruments and electronics, due to weather conditions.

Code	Size	Dimensions (cm)			
		Height (1)	Height (2)	Depth	Width
57355	1	115	90	45	55
57356	2	90	65	75	85
57357	3	120	105	70	65
57358	4	140	100	90	70



## Boat &amp; Engines Covers



BEST VALUE



## Engine Covers

SeaCover® for engines are ideal for their protection against water, sun and dust. They are made of extra strong Polyester 420D, 0,15mm thick, for maximum water resistance and UV protection.

They are suitable for most types of outboard engines, from 2 to 300hp and are available as two different types. There are covers which are suitable only for the top part of the engine (not the shaft) and feature an elastic cord for an ideal fit to most types of outboard engines. There are also full body covers, which feature an elastic cord and a zipper, so as to ensure the best possible engine protection, including it's shaft. You can find 7 different sizes of covers for the top part of the engine only, and 3 different sizes for full body covers. All SeaCover covers are supplied in silver.

The tables below show the different sizes of SeaCover. The dimensions refer to the length, width and height of the cover (Drawing 1). The horsepower quoted is approximate and it is not the only factor that should be taken into consideration when choosing your cover. The type of the engine (2 stroke, 4 stroke), the length of the throttle grip, the brand of your motor and its production date should also be taken into account.



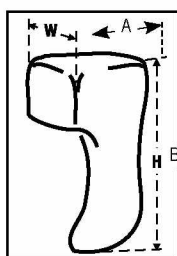
BEST VALUE

## Full body covers

Code	57329	57330	57331
H.P (Approximate)	2,5-10	8-70	70-150
A(cm)	75	87	125
B(cm)	25	157	210

## Covers for the top part of the engine

Code	57269	57270	57271	57272	57273	57274	57275
H.P (Approximate)	2-5	2-15	10-45	30-90	70-150	115-225	150-300
A(cm)	40	48	55	63	73	75	90
B(cm)	25	27	33	35	40	45	60
C(cm)	32	35	45	50	65	75	80



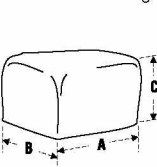
To choose the most suitable full-body cover for your engine, you should measure the engine's height (B) as well as its width (W). In order to calculate correctly the maximum height that the appropriate cover should have, you should deduct from the engine's height (B) half of its width (W)).

For instance, if the height (B) of your engine is 210cm and its width (W) is 50cm, then the cover that you need should be 185cm (210cm-25cm) high. Therefore, in this case, the correct cover is cover 57331, which is 210cm high, as indicated in the relevant table.

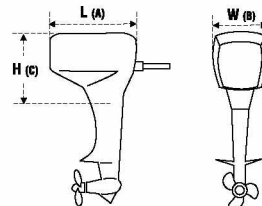
To choose the most suitable cover for the top part of your engine, measure as shown in Drawing 2 and determine the dimensions that closely match your model.

\*When calculating the height of the engine you should also include a part of the shaft, as shown in Drawing 2, in order to ensure that the engine will be covered completely underneath (apart from the shaft).

COVER - Drawing 1



ENGINE - Drawing 2



## Optimist Boat Cover

Protects your Optimist from heavy wear and prolongs it's life. The Optimist boat cover drapes the entire dingy and closes tightly for storage. It is made of heavy duty 600D Polyester with PVC backing and ripstop reinforcement to resist in rough weather conditions.



BEST VALUE

Code.....70174  
Dimensions (cm)....220x100



## Laziz Laser Boat Cover

Code....71296

## Bimini Tops &amp; Shades

## CHOOSING THE RIGHT CANOPY

When choosing a canopy for your boat you should first ensure that the model is suitable for your type of boat (sail or power). It is also important to ensure that you measure your boat accurately and also make sure that adequate fitting space is available.

## Step 1. Calculate the Length (A)

On sailing boats, we recommend the length of the canopy to be equal to the distance between the center of the companion way steps to a point just beyond the rear of the cockpit. This measurement should reach the backstay without including it. If you prefer a larger canopy, you should make the appropriate modifications in order for the backstay to pass through the canopy. In powerboats the length of the canopy is only defined by your specific requirements and the area of the boat you wish to cover. So, (A1-A2) = Canopy Length

## Step 2. Points of Installation

On sailing and powerboats, the points of installation are calculated by dividing the canopy length by 2. i.e.  $A/2$  = Points of Installation B1 & B2.

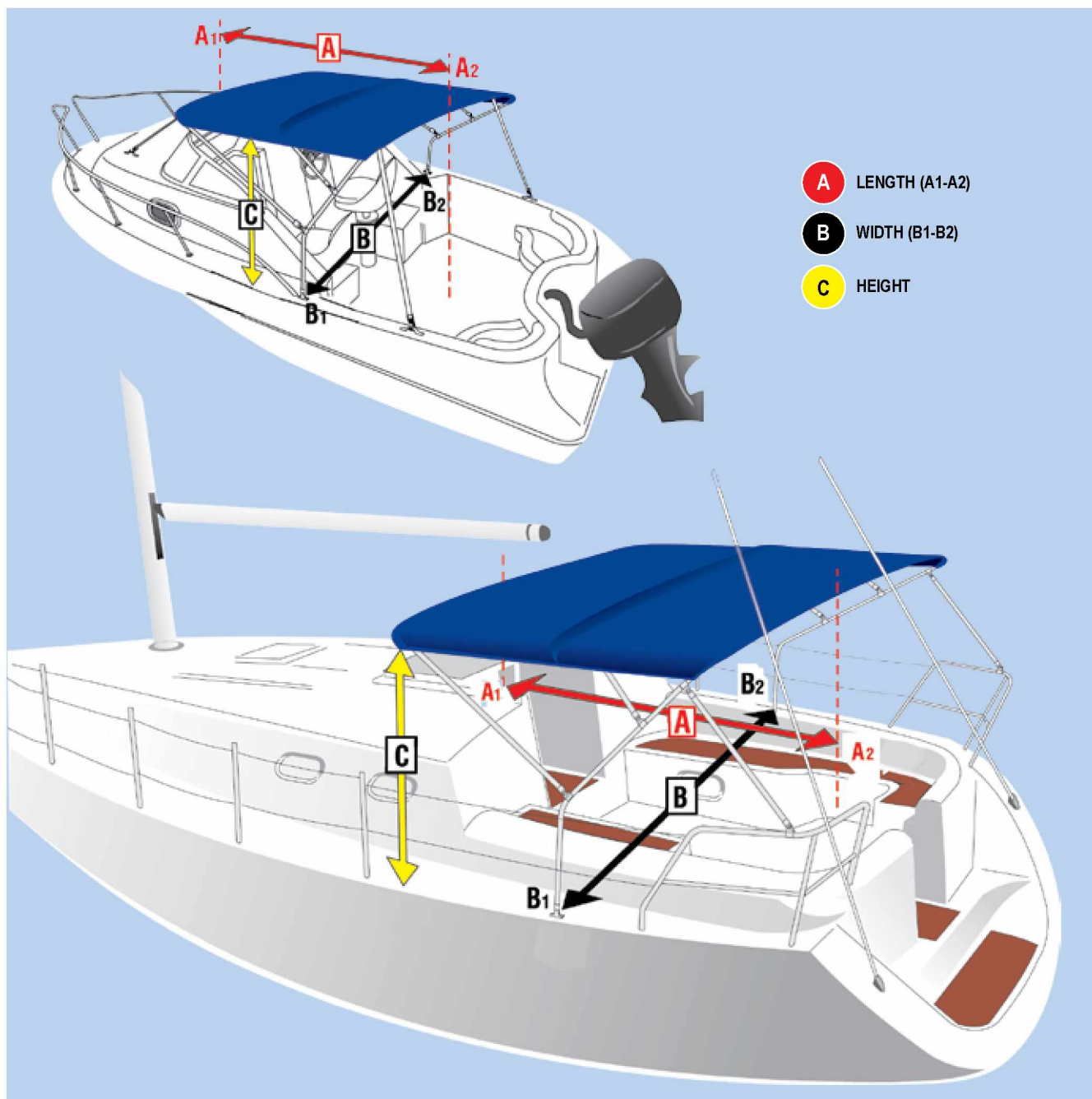
This formula gives you the distance between points A1 or A2 to the point where you should place the canopy. In sailing boats these points should be slightly inboard of the rails to cover the cockpit area. On powerboats the usual installation point is the middle of the gunwale.

## Step 3. Calculate the Width (B)

Measure the distance between the installation points. So (B1-B2) = Width Please note that the width of the canopy is not necessarily the width of the boat.

## Step 4. Calculate the Height (C)

Calculate the height of the canopy according to your own requirements. In order to measure the height, just measure the distance between the installation points and to the desired height. On powerboats, the height of canopy should not obstruct navigation lights.



#### USEFUL HINTS

#### CANOPIES

Lalzas canopies are manufactured using only materials which are both weather and UV resistant. However, to maintain these characteristics, do not allow contact with flames or sharp surfaces. Lalzas recommends washing your canopy and straps with clean water. Allow to dry completely before storing or covering. Also remember to fold and cover the canopy with its top, when not in use.

#### Canopy Inox "Athens", blue

The "Athens" range has been designed to the highest standards. The frame is made of stainless steel for extended life and high resistance to corrosion, while also providing an attractive, polished finish. It is available in various sizes with lengths varying from 180 to 280 cm, width 180 to 280cm, while the height is adjustable, up to a maximum of 155cm. The canopy top is made of PVC coated Nylon fabric, which is 100% waterproof, UV resistant and is available in a smart blue. Choose the frame whose dimensions fit the nearest to your boat. Follow the instructions on page 136, fit, and enjoy.

Code	70907	70908	70909	70910	70911	70912	70913	70914	70915	70916
Length(cm)	180	180	180	200	200	240	240	240	280	280
Width(cm)	180	230	280	200	215	180	230	280	230	280
Height(cm)	155	155	155	155	155	155	155	155	155	155



#### Aluminium Canopies "Poseidon", white

The "Poseidon" is the only one of our range of professional canopies offering a single span design with aluminium tubes, heavy weight waterproof fabric and UV stable polycarbonate hinges and fittings. All you need to supply are the screws.

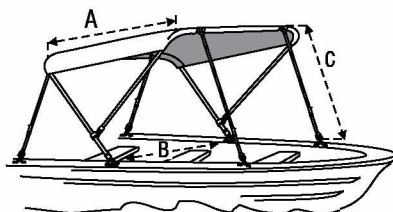
Code	57320	50461	50462	50463	50464
A(cm)			180		
B(cm)	130	150	170	190	210
C(cm)			110		



#### Aluminium Canopies "Venus", white

Offered in the same five sizes as the "Poseidon", the "Venus" follows the same design parameters as that model. In addition a central support is fitted to stop any sag in the fabric. This also allows for less tension to be applied to the adjustable tethers used to maintain the shape of the canopy.

Code	57321	50481	50482	50483	50484
A(cm)			180		
B(cm)	130	150	170	190	210
C(cm)			135		



#### Aluminium Canopies "Zeus", white

Our largest canopy, with quadruple supports the "Zeus" offers a sag free canopy at low line tensions, which can still be hinged back and stowed. Made from the same proven materials as the rest of our range, this canopy offers over 5m of covered area.

Code	50501	50502	50503
A(cm)		240	
B(cm)	170	190	210
C(cm)		135	



#### Canopies "Basic", white

These competitively priced canopies are designed to be used as shade canopies on rigid craft and small inflatables. It is constructed from strong nylon coated PVC, with marine grade anodized aluminum supports. Available with white top. Canopy accessories are available separately.

Code	50431	50432	50433	50434
A(cm)	133	195	235	280
B(cm)	120	140	162	180
C(cm)	105	109	113	117



## SunShade "JOS"

"JOS" sunshades have been designed to offer relief from the sun's penetrating rays anywhere on-board. They are made of 420D Polyester, with UV protection and are supplied in rectangular and trapezium shape, this allows for the flexibility to fit all boat requirements.

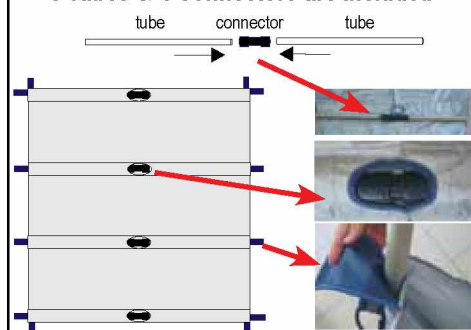
They have been designed in such a way that the air is recycled and not "trapped", making life on-board far more pleasant. The texture of the upper part of the shade reflects the sun's rays, while the underside enhances the cool feel with it's light blue finish.

"JOS" sunshades are lightweight and can be installed in few minutes, by using the aluminum poles supplied, or alternatively the rectangular poles and the supplied rope for the trapezium shape. For a better fit, you can adjust the sunshade to your boat's rails by using the supplied elastic rope. Available in 8 different dimensions and one colour combination, silver/blue.



**BEST VALUE**

### 8 Tubes & 4 Connectors are included



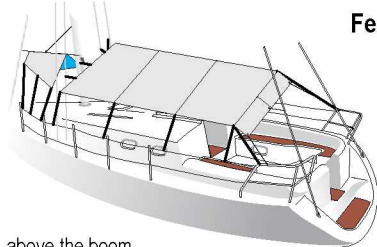
### Rectangular

Code	70896	70897	70898	70899
Dimensions (cm)	260x460	315x370	315x430	350x490

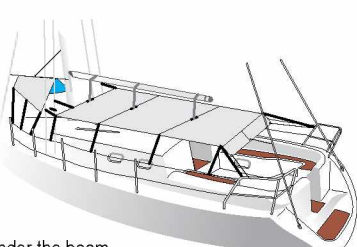
### Trapezium shaped

Code	70900	70901	70902	70903
Dimensions (cm)	80x210x220	80x230x320	80x290x360	80x320x400,5

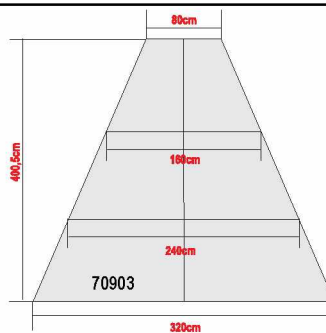
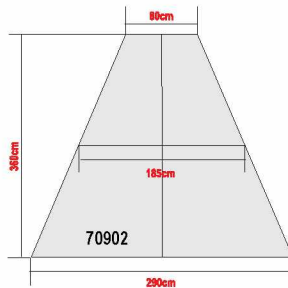
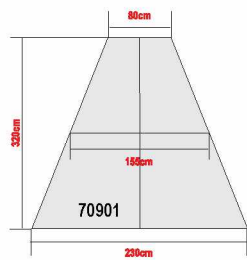
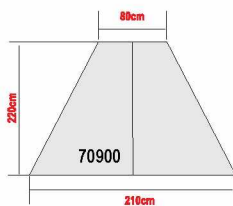



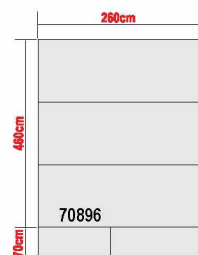
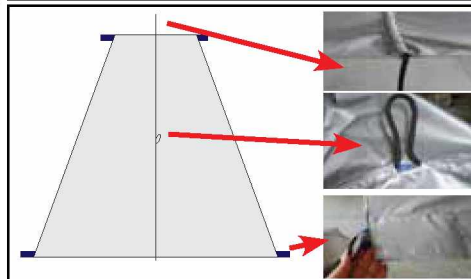
### Features



above the boom



under the boom





### Eye End Inox

Code	50871	96928
Diameter(mm)	25	22



### Deck Hinge Inox

Code	50870
Diameter(mm)	25

### Inox tube

Code	10420	10421
Inox	316	304
Diameter(mm)	25	
Thickness(mm)	1	
Length(m)	3	



### Connector "Cross"

Code...50875



### Cover for canopy connector "Cross"

Code...01834



### Top Slide Inox

Code	50872	96930
Diameter(mm)	25	22



### Jaw Slide Inox

Code	50876	50873	57205
Diameter(mm)	32	25	22



### Press stud socket

Code...70626



### Press stud twisted

Code...70627



### Press stud with screw & nut

Code...70628



### Press stud for fabric

Code...70629



### Press stud with 2 hole screw base

Code...70630



### Screwdriver for press studs

Code...70631

## Aluminum canopy accessories

To complement our standard range of canopies Lalizas offers an extended range of canopy accessories. With every option considered these spare parts can be used to custom build your own canopy or maintain any existing Lalizas canopy. Made of durable UV stabilised polycarbonate, these fittings will provide years of useful service.



### Canopy Socket for Inflatable Boat

Code... 50550



### Canopy Hinge

Code...50070



### Rowlock Attachment Base

Code...50420



### Rowlock Attachment Pin

Code...50410



### Canopy Hinge

Code... 50080



### Canopy Socket & Hinge

Code...50090



All aluminum canopies are supplied with covers except for the "Basic" model.



All canopies are supplied with four adjustable straps, apart from the "Athens" model, which has two.

### Connector

Ø 22mm (7/8")

Code...00249



### Jaw Slides

Ø 22mm (7/8")

Code...50330



### Quick Release Side Mount Deck Hinge

Code...50680



### Horizontal Deck Hinge

Code...50320

### External Eye Ends

Ø 22mm (7/8")

Code...00837

### External Eye Ends

Ø 19mm (3/4")

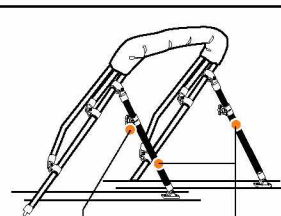
Code...00838



### Adjustable Straps

25mm

Code...50350



### Quick Release Jaw Slides

Ø 22 mm (7/8")

Code..50360



### Canopy Support Poles

71 to 122cm (28" to 48")

Code...50340



### Strap Buckles

25 mm (1")

Code...00716



### Quick Release Deck Hinge for Inflatable Boats

Code...50390



### Quick Release Horizontal Deck Hinge

Code...50380



### Side Mount Deck Hinge

Code...50681



Code	Description
00043	Polyester Webbing 25mm, 0,9mm thickness, White, (Roll 50m)
02035	Polyester Webbing 25mm - Yellow - (Roll 50m)
02262	Polyester Webbing 25mm, 1,3mm thickness, White, (Roll 50m)



#### Canopy Fabric, 150cm width

Code	01769
Colour	Blue

\* Sold by m<sup>2</sup>

## Carpets

### Welcome Mats and Marine Carpets

Lalizas mats and carpets are designed to provide you with maximum comfort and safety when walking on your boat's deck by creating a comfortable, elastic and anti-slip walking surface. Manufactured according to international standards, they are non-toxic and environment friendly products, especially designed for use in boats. However, they can be adequately used in office buildings, commercial buildings, restaurants and in other areas with heavy traffic. Marine carpets and mats are made of soft and durable PVC for extra resistance to seawater, fuel and oil spillage. Thanks to their UV-stabilisers, they are suitable for areas exposed to sunlight. The loop layer is constructed, in order to trap dirt and filth, protecting the floor at the same time. Lalizas Welcome Mats are available with backing, whereas marine carpets are available in two types, one with backing, a second one without backing, all in rolls only. Depending on the version, there are two sizes, all are in either grey and blue.

#### USEFUL HINTS

### Maintenance & Cleaning

- Correct cleaning of both mats and carpets is necessary in order to:
- Extend the carpet's life by reducing the penetration of dirt into the fibres
  - Place the carpet's correctly, thus preventing the intrusion of dirt into the boat
  - Maintain the clean appearance of both the carpet and the boat

Lalizas mats and carpets are especially designed to withstand all weather conditions and heavy use. However, some basic rules are suggested, in order to maintain them in good condition for a long time.

- Use a vacuum cleaner or overturn the mat and carpet in order to remove the dust and filth
- Use common detergents
- Rinse with clean fresh water
- Dry them naturally

#### Please avoid the following:

- Do not put the mats and carpets in contact with flame, hot surfaces or sharp items
- Do not use strong detergents such as bleach, for their cleaning



### Welcome Mat with backing, PVC

Code	57195	57196	57197	57198
Colour	Grey	Blue	Grey	Blue
Dimensions (cm)	40x60		60x90	



\* Sold by linear meter

### Marine Carpet with backing, PVC

Code	57201	57202
Colour	Grey	Blue
Width	120cm	
Roll Length	6m	

### Marine Carpet without backing, PVC

Code	57203	57204
Colour	Grey	Blue
Width	120cm	
Roll Length	6m	



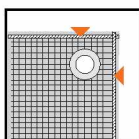
### Protective Tarpaulin Cover Sea Tarpaulin

They can be used in various applications such as:

- Cover boats, cars etc.
- Tent on boats
- Cover equipment and machinery stored in outside areas
- Cover painted areas
- Camping
- Swimming-pool cover and many others
- 120 gr/m<sup>2</sup>

#### Characteristics of the Sea Tarpaulin

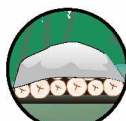
- Extra strong Polyethylene
- Water resistant and weather proof
- Re-usable
- Washable
- UV resistant
- Laminated on both sides for maximum weatherproofing



Outer edges Reinforced with rope sealed in hem for extra strength



Boat Cover



Outside Storage



Boat Tent



Camping

## Tarpaulin Covers

Code	Dimensions (m)
57227	2 x 1.5
57228	2.5 x 2
57229	3 x 2.5
57230	3 x 3
57231	4 x 2.5
57232	4 x 3
57233	4 x 4
57234	5 x 2.5
57235	5 x 3
57236	5 x 4
57237	5 x 5
57238	6 x 3
57239	6 x 4
57240	6 x 5
57241	7 x 4
57242	7 x 5
57243	7 x 6
57244	8 x 4
57245	8 x 6
57246	9 x 5
57247	9 x 7