




5624

5624 : 2 POSITION SWITCH
12V ,15A.



5625

5625 : TOGGLE SWITCH
2 Position ON / OFF
Mounting stem 12mm




5626

5627

5626 : 2 POSITION HEAVY DUTY
TOGGLE SWITCH, 6" Wire leads.

5627 : BOOT FOR TOGGLE SWITCH



5045

5045 : ACCESSORY SOCKET & PLUG



P10060-10

P10060-10 : FUSE WITH HOLDER




10248

10248 : TOGGLE SWITCH
2 Position ON / OFF, 20A 12DC
Mounting stem 12mm.



5046

5046 : ACCESSORY POWER
SOCKET W/CAP.



11515

11515 : FUSE HOLDER
Waterproof Thermo



10270

10270 : IGNITION STARTER SWITCH
3 Position, 3 terminals, returns automatically
from start to ignition position. Made of brass.
Overall size 2-7/8" (L) x 1-3/8" Dia.
Mounting bushing 7/8" dia. x 1-1/8" L.



10271 & 10271-C

10271 : STARTER SWITCH WATERPROOF
Body manufactured in strong black nylon with
2 Keys, 3 Positions.

10271-C : SAME AS ABOVE WITH RUBBER CAP



10270-RC

10270-RC : SAME AS ABOVE
With Rubber Cap